

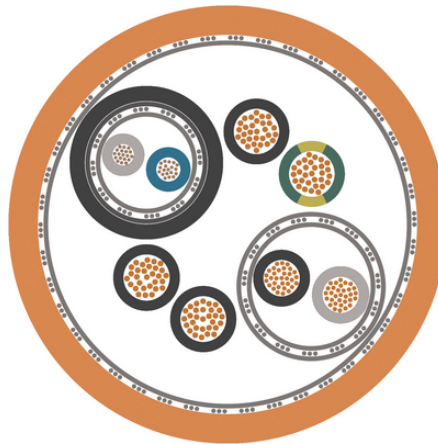
ÖLFLEX® SERVO FD 7DSL







Low capacitive hybrid servo cable with PUR outer sheath for highly dynamic power chain application - certified

ÖLFLEX® SERVO FD 7DSL - hybrid cable for permanently moved power chain applications, UL/cUL AWM.

Info

- One cable solution for servo drives
- Suitable for Hiperface DSL® and SCS open link interfaces
- Extended Line Performance - Long travel lengths or high acceleration



-  Halogen-free
-  Mechanical resistance
-  Oil-resistant
-  Power chain
-  Interference signals
-  UV-resistant

Benefits

- Allows much faster speed and accelerations which increases the economic efficiency of the machines
- Only one connection line between drive and motor-feedback system. Instead of the encoder cable a specific integrated data pair takes over the signalling.
- Less cables and reduced connection costs
- Space and weight savings thanks to hybrid cable design
- Increased durability under harsh conditions thanks to robust PUR outer sheath
- Resistant to contact with many mineral oil-based lubricants, diluted acids, aqueous alkaline solutions and other chemical media

ÖLFLEX® SERVO FD 7DSL

Application range

Power drive systems in automation engineering
Connecting cable between servo controller and motor
In power chains or moving machine parts
For use in assembling & pick-and-place machinery
Particularly in wet areas of machine tools and transfer lines

Product features

Maximum DSL transmission length: 100m
Flammability:
UL/CSA: VW-1, FT1
IEC/EN: 60332-1-2
Halogen-free materials
Low-capacitance design
Oil-resistant

Norm references / Approvals

UL AWM Style 21223
cRU AWM I/II A/B FT1
UL File No. E63634
For use in power chains: Please comply with assembly guideline Appendix T3

Product Make-up

Extra-fine-wire, bare copper conductor (power cores and control pair) and 19-wire, tinned copper conductor (data pair)
Core insulation: polypropylene (PP)
Individual design depending on the item: power cores without or with one screened control pair and one DSL data pair twisted together
Non-woven wrapping
Tinned-copper braiding
PUR outer sheath, orange (RAL 2003)

Technical Data

Classification ETIM 5:	ETIM 5.0 Class-ID: EC000104 ETIM 5.0 Class-Description: Control cable
Classification ETIM 6:	ETIM 6.0 Class-ID: EC000104 ETIM 6.0 Class-Description: Control cable
Core identification code:	Power cores: black with marking U/L1/C/L+; V/L2; W/L3/D /L-; GN/YE protective conductor Signal pair: white, blue Control pair (optional): black with white numbers 5 + 6
Conductor stranding:	Extra-fine wire according to VDE 0295, class 6/IEC 60228 class 6 DSL data pair: 19-wired
Minimum bending radius:	Flexing: up from 7.5 x outer diameter Fixed installation: 5 x outer diameter
Nominal voltage:	Power and control: IEC: U0/U: 600/1000 V UL: 1000 V Signal pair: 300 V
Test voltage:	Power and control: 4 kV Data pair: 1kV

Last Update (29.07.2021)

©2021 Lapp Group - Technical changes reserved

Product Management www.lappkabel.de

You can find the current technical data in the corresponding data sheet.

PN 0456 / 02_03.16

ÖLFLEX® SERVO FD 7DSL

Protective conductor:	G = with GN-YE protective conductor
Temperature range:	Flexing: -40°C to +90°C (UL: +80°C) Fixed installation: -50°C to +90°C (UL: +80°C)
Bending cycles & operation parameters:	See Selection Table A2-1 in the appendix of our online catalogue

Note

Unless specified otherwise, the shown product values are nominal values at room temperature. Detailed values (e.g. tolerances) are available upon request.

Please find our standard lengths at: www.lappkabel.de/en/cable-standardlengths

HIPERFACE DSL® is a registered trademark of SICK AG, ACURO®link and SCS open link are registered trademarks of Hengstler GmbH

Photographs and graphics are not to scale and do not represent detailed images of the respective products.

Prices are net prices without VAT and surcharges. Sale to business customers only.

ÖLFLEX® SERVO FD 7DSL

Article number	Number of cores and mm ² per conductor	Outer diameter [mm]	Copper index (kg/km)	Weight (kg/km)
Hybrid cables for power chain applications				
1023275	4 G 1,5 + (2 x 22AWG)	11.2	115	198
1023276	4 G 2,5 + (2 x 22AWG)	12.6	160	269
1023277	4 G 4 + (2 x 22AWG)	14.0	218	343
1023282	4 G 0,5 + (2 x 0,34) + (2 x 26AWG)	9.6	73	132
1023273	4 G 0,75 + (2 x 0,34) + (2 x 26AWG)	10.6	97	160
1023274	4 G 1 + (2 x 0,75) + (2 x 22AWG)	11.8	133	202
1023278	4 G 1,5 + (2 x 1,0) + (2 x 22AWG)	13.2	152	256
1023279	4 G 2,5 + (2 x 1,0) + (2 x 22AWG)	14.0	195	313
1023280	4 G 4 + (2 x 1,0) + (2 x 22AWG)	15.8	268	407
1023281	4 G 6 + (2 x 1,0) + (2 x 22AWG)	17.8	334	485

Last Update (29.07.2021)

©2021 Lapp Group - Technical changes reserved

 Product Management www.lappkabel.de

 You can find the current technical data in the corresponding data sheet.
 PN 0456 / 02_03_16