

DSN37c/DS37c Multipin Plugs & Receptacles – 7.5 A

Ratings

- **Voltage**
480 VAC Max/130 VDC
- **Amperage Rating**
2 A Current Interrupting
7.5 A Non-Current Interrupting
! DSN37c/DS37c is capable of handling 4-20mA low current applications
- **Environmental Ratings**
IP66/IP67 (Poly only)
IP54/IP55 (Stainless Steel)
- **Temperature Range**
Min -40°F/Max 140°F
See pg 258 for temps below -15°F.
- **Wiring Capacity**
Min 18 AWG Max 14 AWG

For DSN37c dimensions, see pgs 37-38.

Receptacle (female)



Inlet (male)



! Don't forget to add installation accessories to your order

North American Configuration

Voltage	Polarity	Part #		Part #	
		Poly	Stainless Steel	Poly	Stainless Steel
480V	3øP+G	63-C4003	37-C4003-SS	63-C8003	37-C8003-SS

For international configurations and ratings (IEC,CE) visit meltric.com/international-catalog or contact customer service at 800-433-7642.

Main Options



Padlock Pawl



Mushroom Pawl



Self-Ejecting Devices

* Requires straight insertion receptacle or inlet and self-ejecting plug or connector

Receptacle Options

Suffix

Inlet Options

Suffix

Straight Insertion	Recept # - 352	Self-Ejecting Plug Release	Inlet # - 338
Self-Ejecting Connector Release	Recept # - 354		
Mushroom Pawl	Recept # - 375		
Padlock Pawl	Recept # - 843		
Padlockable Mushroom Pawl	Recept # - 375-843		
Closed Lid Configuration	Recept # - NC		

Poly Devices Only

! See pages 235-244 for detailed information on these options


Order Example: 480V DSN37 + mushroom pawl

DSN37c 3øP Poly receptacle = 63-C4003-375


INSTALLATION ACCESSORIES – SIZE 3

Unless indicated otherwise, accessories can be used with either poly or metal plugs and receptacles. Stainless steel devices should use stainless steel accessories.

HANDLES

POLY HANDLE w/NPT		Part #
	1/2"	513P0N05
	3/4"	513P0N07
	1"	513P0N10
	1 1/4"	513P0N12


For available cord grips, see page 167.

POLY HANDLE w/CORD GRIP	Cable Range	Part #
	.520 - .680"	713P0CP5
	.680 - .980"	713P0DP4
	.980 - 1.260"	713P0EP4


STAINLESS STEEL HANDLE w/NPT		Part #
	3/4"	7X3P0N07
	1"	7X3P0N10
	1 1/4"	7X3P0N12

For Stainless Steel devices only.

POLY HANDLE		Part #
	.39 - 1.18"	513P0D30



POLY HANDLE w/BUILT IN DRAW GRIPS		Part #
	.39 - 1.18"	513P0D30473


Makes connector closures easier.


POLY HANDLE w/CLAMP & BUSHING		Part #
	.750 - .875"	713P0S14
	.875 - 1.000"	713P0S16
	1.000 - 1.125"	713P0S18
	1.125 - 1.250"	713P0S20
	1.250 - 1.375"	713P0S22


ANGLES

POLY ANGLE					
	30°	513M3		70°	513M7

METAL ANGLE		Part #
	0°	593M0
	30°	593M3

	FS/FD Box 30°	793M3FS	* Base measures approximately 4.2" x 2.7". Due to the variation in sizes of FS boxes, please verify that your FS box matches our dimensions, if not call Customer Service for other solutions.
---	---------------	----------------	--

	70°	593M7
---	-----	--------------



STAINLESS STEEL ANGLE		Part #
	30°	7X3M3


For Stainless Steel devices only.

BOXES


POLY CONDUIT ENTRY w/NPT			Part #	
	30°	1/2"	513B3N05	For poly devices only
	30°	3/4"	513B3N07	
	* 8.5 in ³	30°	1"	513B3N10

* Interior volume with receptacle installed.

POLY WALL BOX w/ANGLE			Part #	
	70°		513C7000	70° poly boxes are not drilled. Contact customer service if factory drilled is required.
	* 179.41 in ³			* Interior volume with receptacle installed.
		Ground Bar	51AA089	

POLY ANGLE WITH METAL BOX w/NPT			Part #	
	70°	1/2"	713C7N05	
	70°	3/4"	713C7N07	
	70°	1"	713C7N10	* Interior volume with receptacle installed.
	* 74.6 in ³	70°	1 1/4"	713C7N12
		70°	1 1/2"	713C7N15

METAL BOX w/NPT			Part #	
	0°	1/2"	7T1F0N05	
	0°	3/4"	7T1F0N07	
	0°	1"	7T1F0N10	
	0°	1 1/4"	7T1F0N12	


POLY ANGLE WITH METAL BOX w/NPT			Part #	
	30°	1/2"	713C3N05	For metal angle, replace "71" prefix with "79".
	30°	3/4"	713C3N07	
	30°	1"	713C3N10	
	* 30.2 in ³	30°	1 1/4"	713C3N12


* Interior volume with receptacle installed.

STAINLESS STEEL BOX w/NPT			Part #	
	0°	1"	7X1F0N10	For Stainless Steel devices only.


STAINLESS STEEL ANGLE W/STAINLESS STEEL BOX w/NPT			Part #	
	30°	1"	7X3C3N10	For Stainless Steel devices only.

MISCELLANEOUS ACCESSORIES


FINGER DRAWPLATES		Part #	
	Set of Two (2) Recommended for cord to cord assembly applications, for easier connector closure.	61-6A346	

PROTECTIVE INLET/PLUG CAP		Part #	
	For Inlets/Plugs Only.	61-6A426	

PADLOCKABLE INLET/PLUG CAP		Part #	
	For Inlets/Plugs Only.	61-6A826	

MULTI-CONTACT REMOVAL TOOL		Part #
		61-CA593

CRIMPER TOOL (GREENLEE OR EQUAL)		Part #
		4CN30

EUROPEAN CRIMPING TOOL		Part #
		61-CA500

